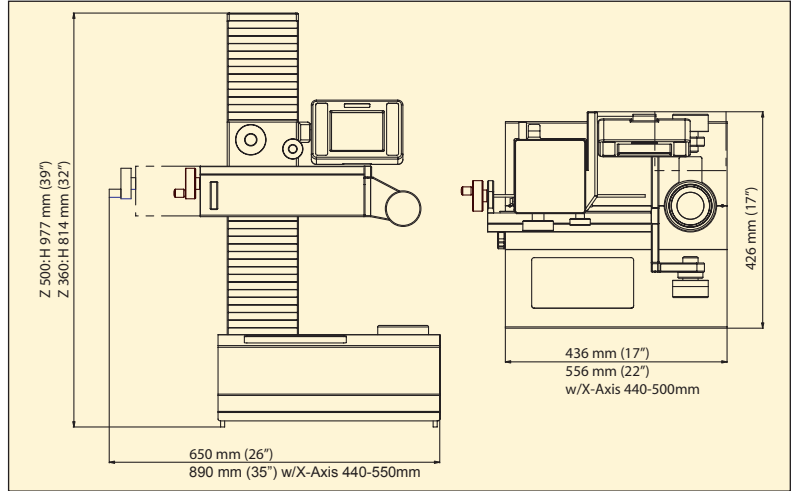


Tool Master 10



Power - 110 VAC, 60 HZ



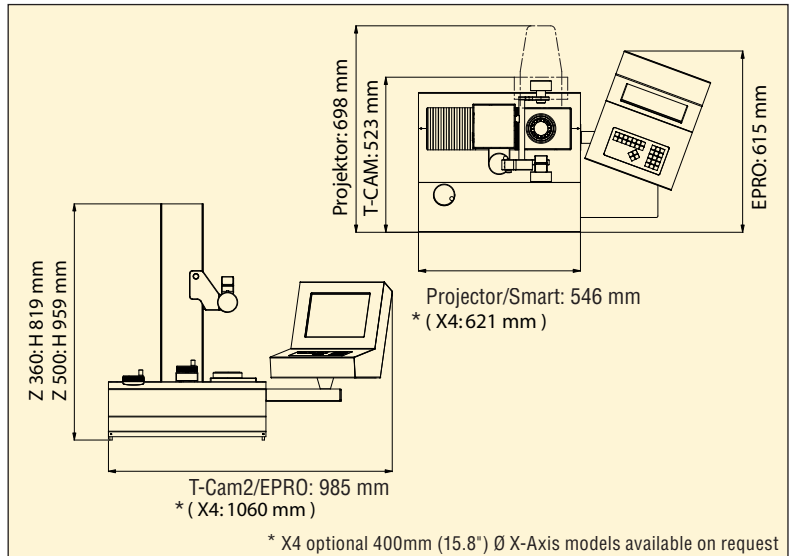
Description	Tool Holder	Measurement Range X-Axis (Dia.)	Z-Axis Length	Weight kg/lbs
TM10 SK40-310-360	40 Taper	310mm/12.2"	42-360mm/1.66-14.17"	65/143
TM10 SK40-310-500	40 Taper	310mm/12.2"	82-500mm/3.23-19.69"	70/154
TM10 SK40-500-500	40 Taper	500mm/19.69"	82-500mm/3.23-19.69"	80/176
TM10 SK50-310-360	50 Taper	310mm/12.2"	42-360mm/1.66-14.17"	65/143
TM10 SK50-310-500	50 Taper	310mm/12.2"	82-500mm/3.23-19.69"	70/154
TM10 SK50-500-500	50 Taper	500mm/19.69"	82-500mm/3.23-19.69"	80/176
TM10 SK40-210-360 P	40 Taper	210mm/8.27"	42-360mm/1.66-14.17"	75/165
TM10 SK40-210-500 P	40 Taper	210mm/8.27"	82-500mm/3.23-19.69"	80/176
TM10 SK40-400-500 P	40 Taper	400mm/15.75"	82-500mm/3.23-19.69"	90/198
TM10 SK50-210-360 P	50 Taper	210mm/8.27"	42-360mm/1.66-14.17"	75/165
TM10 SK50-210-500 P	50 Taper	210mm/8.27"	82-500mm/3.23-19.69"	80/176
TM10 SK50-400-500 P	50 Taper	400mm/15.75"	82-500mm/3.23-19.69"	90/198
TM10 SK40-250-360 S	40 Taper	250mm/9.84"	42-360mm/1.66-14.17"	75/165
TM10 SK40-250-500 S	40 Taper	250mm/9.84"	82-500mm/3.23-19.69"	80/176
TM10 SK40-440-500 S	40 Taper	440mm/17.32"	82-500mm/3.23-19.69"	90/198
TM10 SK50-250-360 S	50 Taper	250mm/9.84"	42-360mm/1.66-14.17"	75/165
TM10 SK50-250-500 S	50 Taper	250mm/9.84"	82-500mm/3.23-19.69"	80/176
TM10 SK50-440-500 S	50 Taper	440mm/17.32"	82-500mm/3.23-19.69"	90/198
TM10 SK40-250-360 T	40 Taper	250mm/9.84"	42-360mm/1.66-14.17"	75/165
TM10 SK40-250-500 T	40 Taper	250mm/9.84"	82-500mm/3.23-19.69"	80/176
TM10 SK40-440-500 T	40 Taper	440mm/17.32"	82-500mm/3.23-19.69"	90/198
TM10 SK50-250-360 T	50 Taper	250mm/9.84"	42-360mm/1.66-14.17"	75/165
TM10 SK50-250-500 T	50 Taper	250mm/9.84"	82-500mm/3.23-19.69"	80/176
TM10 SK50-440-500 T	50 Taper	440mm/17.32"	82-500mm/3.23-19.69"	90/198

NOTE: A master mandrel is required to set up and calibrate a TM 10. P = Projector, S = Smart, T = T-Cam2 (see guide pages for details).

Tool Master 250



Power - 110 VAC, 60 HZ
Air Supply - 4-6 bar (57-85 PSI), pre-filtered



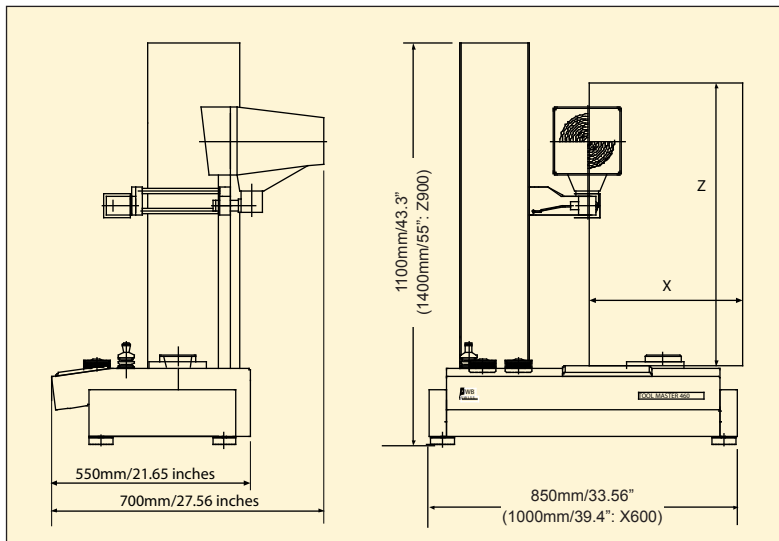
Description	Tool Holder	Measurement Range X-Axis (Dia.)	Z-Axis Length		Weight kg/lbs
TM250 SK40-300-360	40 Taper	300mm/11.81"	40-360mm/1.57-14.17"	70/154	
TM250 SK40-300-500	40 Taper	300mm/11.81"	40-500mm/1.57-19.69"	75/165	
TM250 SK50-300-360	50 Taper	300mm/11.81"	40-360mm/1.57-14.17"	70/154	
TM250 SK50-300-500	50 Taper	300mm/11.81"	40-500mm/1.57-19.69"	75/165	
TM250 SK40-300-360 S	40 Taper	300mm/11.81"	40-360mm/1.57-14.17"	70/154	
TM250 SK40-300-500 S	40 Taper	300mm/11.81"	40-500mm/1.57-19.69"	75/165	
TM250 SK50-300-360 S	50 Taper	300mm/11.81"	40-360mm/1.57-14.17"	70/154	
TM250 SK50-300-500 S	50 Taper	300mm/11.81"	40-500mm/1.57-19.69"	75/165	
TM250 SK40-300-360 E	40 Taper	300mm/11.81"	40-360mm/1.57-14.17"	70/154	
TM250 SK40-300-500 E	40 Taper	300mm/11.81"	40-500mm/1.57-19.69"	75/165	
TM250 SK50-300-360 E	50 Taper	300mm/11.81"	40-360mm/1.57-14.17"	70/154	
TM250 SK50-300-500 E	50 Taper	300mm/11.81"	40-500mm/1.57-19.69"	75/165	
TM250 SK40-300-360 T	40 Taper	300mm/11.81"	40-360mm/1.57-14.17"	70/154	
TM250 SK40-300-500 T	40 Taper	300mm/11.81"	40-500mm/1.57-19.69"	75/165	
TM250 SK50-300-360 T	50 Taper	300mm/11.81"	40-360mm/1.57-14.17"	70/154	
TM250 SK50-300-500 T	50 Taper	300mm/11.81"	40-500mm/1.57-19.69"	75/165	

NOTE: A master mandrel is required to set up and calibrate a TM250. E = EPRO, S = Smart, T-Cam2 (see guide pages for details).

Tool Master 5



Power - 90-250 V, 50-60 cycles
 Air Supply - 4-6 bar (57-85 PSI), pre-filtered



Description	Tool Holder	Measurement Range X-Axis (Dia.)	Z-Axis Length	Weight kg/lbs
TM5 SK40-400-600	40 Taper	400mm/15.75"	40-600mm/1.57-23.62"	180/396
TM5 SK40-400-900	40 Taper	400mm/15.75"	40-900mm/1.57-35.43"	200/441
TM5 SK40-600-600	40 Taper	600mm/23.62"	40-600mm/1.57-23.62"	200/442
TM5 SK40-600-900	40 Taper	600mm/23.62"	40-900mm/1.57-35.43"	220/485
TM5 SK50-400-600	50 Taper	400mm/15.75"	40-600mm/1.57-23.62"	180/396
TM5 SK50-400-900	50 Taper	400mm/15.75"	40-900mm/1.57-35.43"	200/441
TM5 SK50-600-600	50 Taper	600mm/23.62"	40-600mm/1.57-23.62"	200/442
TM5 SK50-600-900	50 Taper	600mm/23.62"	40-900mm/1.57-35.43"	220/485
TM5 SK40-400-600 E	40 Taper	400mm/15.75"	40-600mm/1.57-23.62"	180/396
TM5 SK40-400-900 E	40 Taper	400mm/15.75"	40-900mm/1.57-35.43"	200/441
TM5 SK40-600-600 E	40 Taper	600mm/23.62"	40-600mm/1.57-23.62"	200/442
TM5 SK40-600-900 E	40 Taper	600mm/23.62"	40-900mm/1.57-35.43"	220/485
TM5 SK50-400-600 E	50 Taper	400mm/15.75"	40-600mm/1.57-23.62"	180/396
TM5 SK50-400-900 E	50 Taper	400mm/15.75"	40-900mm/1.57-35.43"	200/441
TM5 SK50-600-600 E	50 Taper	600mm/23.62"	40-600mm/1.57-23.62"	200/442
TM5 SK50-600-900 E	50 Taper	600mm/23.62"	40-900mm/1.57-35.43"	220/485

NOTE: A master mandrel is required to set up and calibrate the Tool Master 5. E = EPRO (see guide pages for details).

Ordering Information

Spares, Accessories, Master Mandrels, and Reduction Adaptors

Catalog No.	Part Description	EDP No.
Long Taper (SK) (CAT/DIN 69871/2880 and MAS-BT)		
231 310	SK 40 to SK 30 (H=15mm)	61650
231 320	SK 40 to SK 35 (H=15mm)	61651
231 340	SK 50 to SK 30 (H=15mm)	61652
231 350	SK 50 to SK 35 (H=15mm)	61653
231 360	SK 50 to SK 40 (H=15mm)	61654
231 370	SK 50 to SK 45 (H=15mm)	61655
Long Taper (SK) to HSK Without Clamping Device		
231 341	SK 40 to HSK Forms A,C,E-32 or B,D,F-40 (H=15mm)	61656
231 342	SK 40 to HSK Forms A,C,E-40 or B,D,F-50 (H=15mm)	61657
231 325	SK 40 to HSK Forms A,C,E-50 or B,D,F-63 (H=15mm)	61658
231 401	SK 50 to HSK Forms A,C,E-32 or B,D,F-40 (H=15mm)	61659
231 400	SK 50 to HSK Forms A,C,E-40 or B,D,F-50 (H=15mm)	61660
231 397	SK 50 to HSK Forms A,C,E-50 or B,D,F-63 (H=15mm)	61661
231 393	SK 50 to HSK Forms A,C,E-63 or B,D,F-80 (H=15mm)	61662
231 396	SK 50 to HSK Forms A,C,E-80 or B,D,F-100 (H=52mm)	61663
231 395	SK 50 to HSK Forms A,C,E-100 or B,D,F-125 (H=70mm)	61664
Long Taper (SK) to HSK With Mechanical Clamping Device		
235100	Reduction SK40:HSK AE 25 (H=15mm)	82170
235105	Reduction SK40:HSK AE 32 (H=15mm)	82210
235110	Reduction SK40:HSK BF 32 (H=15mm)	82350
235115	Reduction SK40:HSK AE 40 (H=15mm)	82352
235120	Reduction SK40:HSK BF 40 (H=15mm)	82356
235125	Reduction SK40:HSK AE 50 (H=15mm)	82373
235130	Reduction SK40:HSK BF 50 (H=15mm)	82390
235135	Reduction SK40:HSK AE 63 (H=60mm)	82402
235140	Reduction SK40:HSK BF 63 (H=15mm)	82404
235200	Reduction SK50:HSK AE 25 (H=15mm)	82407
235205	Reduction SK50:HSK AE 32 (H=15mm)	82408
235210	Reduction SK50:HSK BF 32 (H=15mm)	82430
235215	Reduction SK50:HSK AE 40 (H=15mm)	82440
235220	Reduction SK50:HSK BF 40 (H=15mm)	82450
235225	Reduction SK50:HSK AE 50 (H=15mm)	82501
235230	Reduction SK50:HSK BF 50 (H=15mm)	82502
235235	Reduction SK50:HSK AE 63 (H=15mm)	82503
235240	Reduction SK50:HSK BF 63 (H=15mm)	82504

