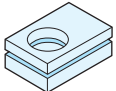
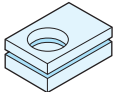
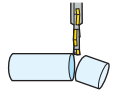
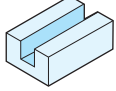
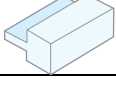
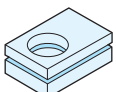
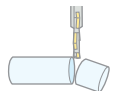
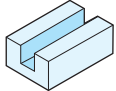
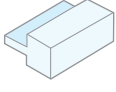
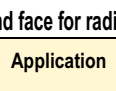
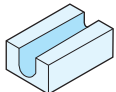
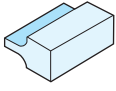
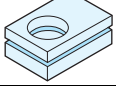







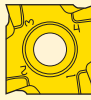








Full side and face - Fixed pocket design - Selection

Width = a_p (mm)	Application	Diameters (mm)														
		24	32	40	50	63	80	100	125	160	200	250	350			
1,6		Cyl/Wel. a_p 1,60-2,65 mm														
5,15							B Type a_p 1,60-5,15mm									
2,25							A Type a_p 2,25/2,5-3,1-4,1 mm									
4,1							B Type a_p 2,25/2,5-3,1-4,1 mm									
4					RE/Cyl. a_p 4-5-6 mm											
5							B Type a_p 4-5-6-7									
6							A Type a_p 4-5-6-7 mm									
7																
8		RE/Cyl. a_p 8-10-12 mm														
10							B Type a_p 8-10-12 mm									
							A Type a_p 8-10-12 mm									
12							B Type a_p 8-10-12 mm									
							A Type a_p 8-10-12 mm									
14							B Type a_p 14-17-20 mm									
17										A Type a_p 14-17-20 mm						
20																

Full side and face for radius profile - Fixed pocket design - Selection

Width= a_p (mm)	Application	Diameter (mm)												
		25	32	40	50	63	80	100	125	160	200	250	315	
6					RE/Cyl. a_p 6 mm									
8						B Type a_p 6-7-8-10-12 mm								
						A Type a_p 6-7-8-10-12 mm								
10		RE a_p 6-12 mm Cyl a_p 5-8 mm												
12						B Type a_p 6-12 mm								

Full side and face - Fixed pocket design - Selection

Type	Insert tech	Radii available (mm)	See page
Cyl/Wel. R335.15 B Type 	335.15 		243
A Type (R)335.10 B Type 	150.10 		244 - 245
Cyl. R335.19 RE 	335.19/SNHQ 	0,20 - 0,40 0,80 - 1,20 1,60 - 2,00 2,40 - 3,00 3,10 - 3,50	248 - 251
B Type (R)335.19 A Type 			
RE R335.18 Cyl. 	LNK 05/06 	0,40 - 0,80 1,60 - 2,00 2,40 - 3,10 4,00	255 - 257
B Type (R)335.18 A Type 			
B Type (R)335.19 A Type 	335.19/SNHQ 	0,20 - 0,40 0,80 - 1,20 1,60 - 2,00 2,40 3,10 - 4,00	251 - 252
B Type (R)335.18 A Type 	LNK 06/08 	0,40 - 0,80 1,60 - 2,00 2,40 - 3,10 4,0	258

Main application



Possible application



1) Grooving



2) Sawing



3) Full side and face



4) Full radius profile




5) Half side and face



6) Half radius profile








Basic choice



Alternative choice



Full side and face for radius profile - Fixed pocket design - Selection

Type	Insert tech.	Radii available (mm)	See page
RE R335.19 Cyl. 	SNHQ 	3,0-3,5-4, 0-5,0-6,0	251 - 252
B Type (R)335.19 A Type 			
RE R335.29 B Type 	∅ 5/6/7/8/10 	2,5, 3,0, 3,5, 4,0-5,0	262